



GADITEC

TAKE DOOR CONTROL



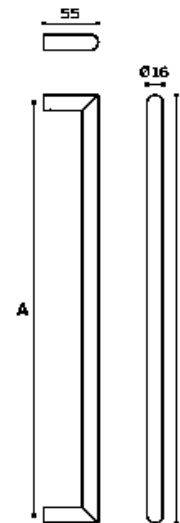
TIRADORES

Mod: LUO



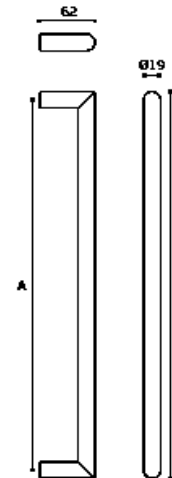
16mm

A	B
250	266
300	316
425	441
600	616



19mm

A	B
150	169
200	219
250	269
300	319
400	419
425	444
600	619





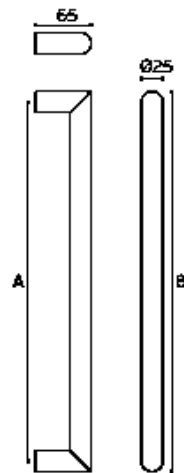
TIRADORES

Mod: LUO



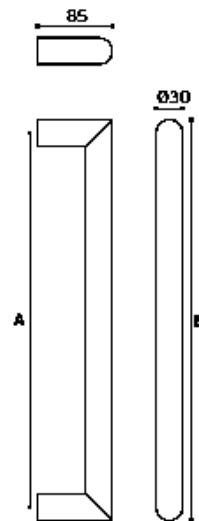
25mm

A	B
250	275
300	325
400	425
425	450
600	625
*1250	1275



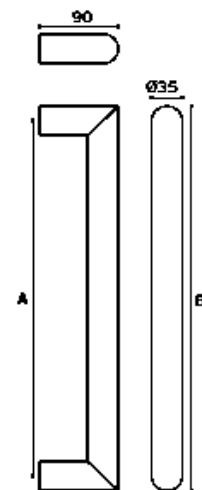
30mm

A	B
350	380
400	430
425	455
600	455
*1250	1280



35mm

A	B
425	460
600	635
*1250	1285





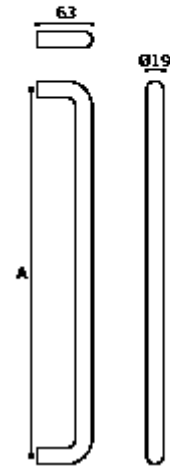
TIRADORES

Mod: LUN



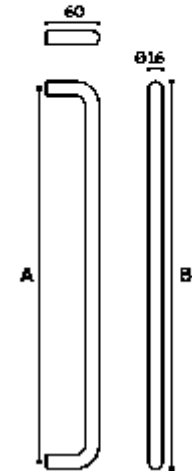
16mm

A	B
150	169
200	219
250	169
300	319
400	419
425	444
600	619



19mm

A	B
150	166
200	216
250	266
300	316
425	441
600	616





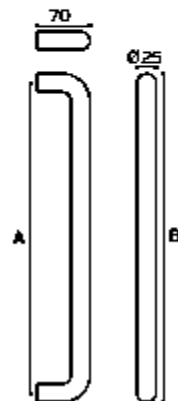
TIRADORES

Mod: LUN



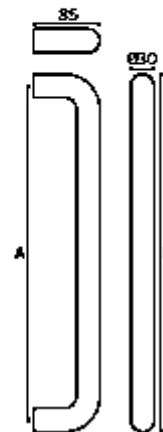
25mm

A	B
250	275
300	325
400	425
425	450
600	625
*1250	1275



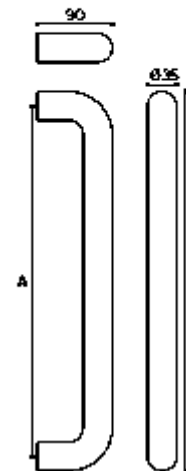
30mm

A	B
300	330
350	380
400	430
425	455
600	630
*1250	1280



35mm

A	B
425	460
600	635
*1250	1285





TIRADORES

Mod: Pi

20mm

25mm

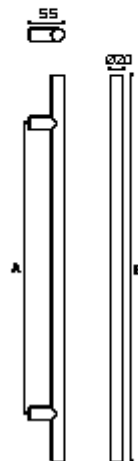
30mm



A	B
200	350
250	400
300	450
350	500
400	550
450	600
550	700

A	B
250	400
300	450
450	600
600	750
*900	1050
*1800	1950
*2000	2150

A	B
300	450
350	500
450	600
600	750
*900	1050
*1200	1350
*1800	1950
*2000	2150





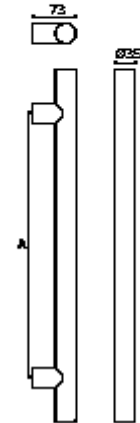
TIRADORES

Mod: Pi



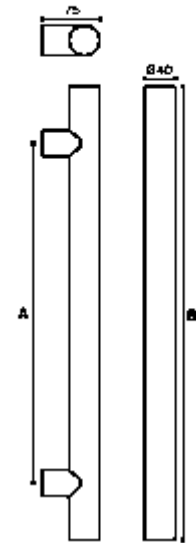
35mm

A	B
350	500
450	600
600	750
*900	1050
*1800	1950
*2000	2150



40mm

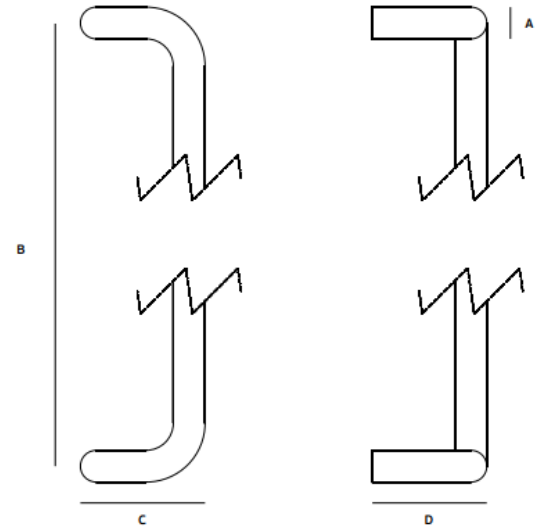
A	B
600	750
*900	1050
*1800	1950





TIRADORES

Mod: LEN

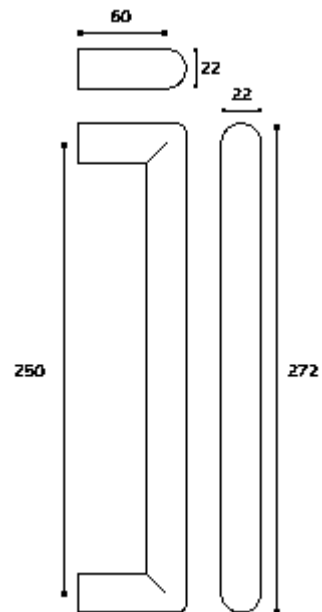


A	B	C	D
Ø14	250/300/600	80	55
Ø19	200/250/300/350/425/600	95	60
Ø25	300/350/425/600	120	65
Ø30	300/350/400/425/600/1250	144	84
Ø35	425/600/1250	150	88



TIRADORES

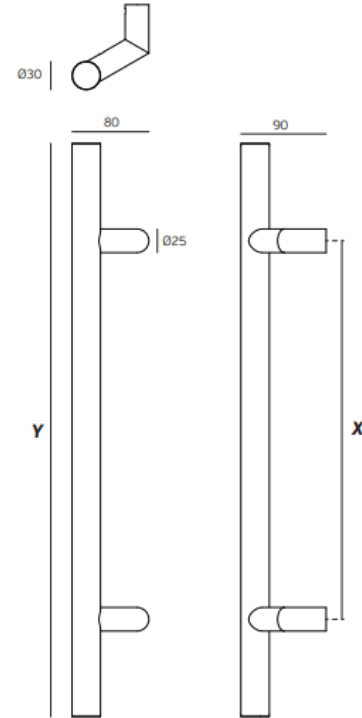
Mod: Yokohama





TIRADORES

Mod: ALR

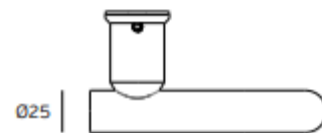

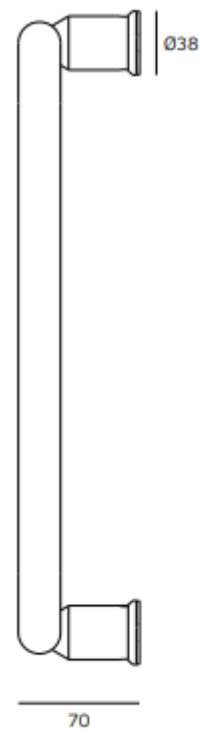


X	Y
300	400
350	500
400	600
600	800



TIRADORES

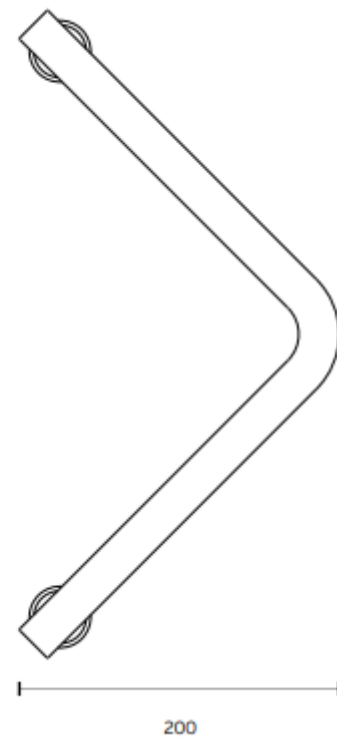
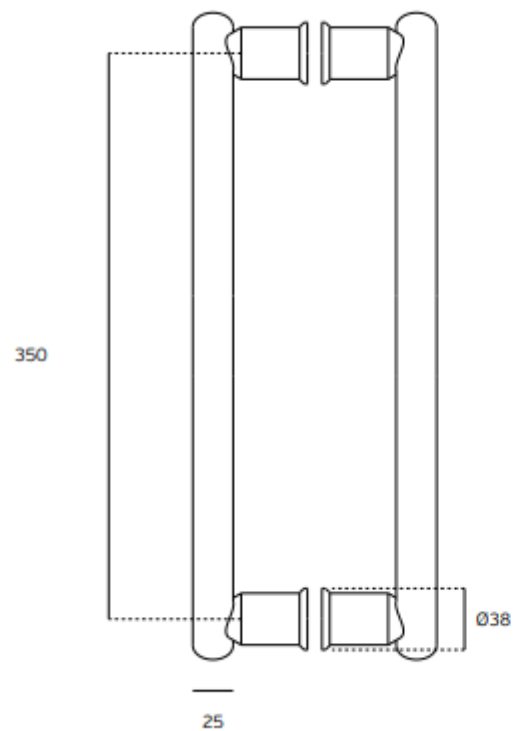
Mod: BLU





TIRADORES

Mod: BLA



GADITEC



todo tiene
un acceso



981.148.416

www.gaditec.com



comercial@gaditec.com